

# Galaxy Dual

The multi-canopy umbrella designed for commercial use



**SHADE7**  
premium outdoor living



Elegant Italian design, commercial  
quality, multi-canopy umbrella.





Made in Italy, the Galaxy umbrella has been cleverly designed with an innovative 'Zero effort' opening and closing system assisted by a gas strut, making it extremely easy to use. Options for both Dual or Quad canopies make this versatile umbrella perfect for any space.





## Commercial quality



The Galaxy has been constructed with a durable powder-coated aluminium frame and a premium solution-dyed acrylic canvas roof, making the Galaxy umbrella incredibly strong and long lasting. This umbrella is perfect for commercial environments where quality and durability are essential. You'll find Galaxy umbrellas in the finest resorts, bars and restaurants all around the world.



## Galaxy advantages


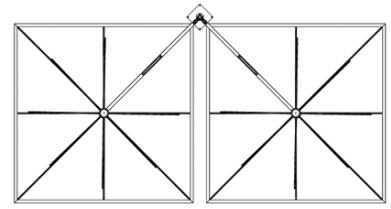
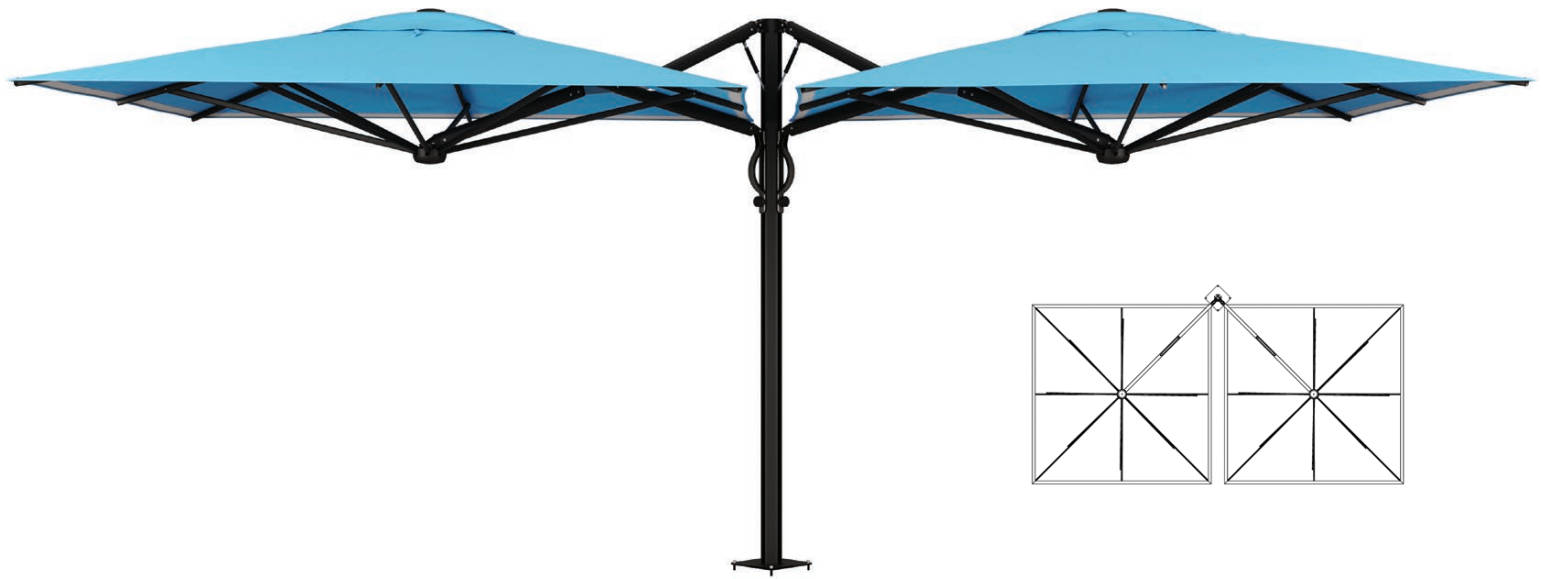
- Dual and Quad multi-canopy design for maximum shade
- 'Zero effort' gas strut assisted opening and closing
- Superior strength and ability to withstand wind
- Marine-grade powder-coated aluminium frame
- 5 Year residential back-to-base warranty on the frame\*
- European made acrylic canvas fabric with 10 year fade warranty\*
- Water resistant UPF 80 UV rated



\*3yr warranty for commercial use

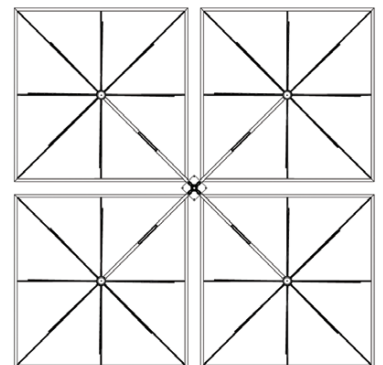


\*5yr warranty for commercial use



## Galaxy Dual

The Galaxy Dual provides approximately 16.5m<sup>2</sup> of shade. The single mast cantilever design keeps the mast off to one side allowing for full unobstructed use of the shaded area. Both canopies operate individually with a 'zero effort' gas strut opening and closing system. Guttering options are available to connect the individual canvases together to increase the shade area and divert rain away.



## Galaxy Quad

The Galaxy Quad provides approximately 33m<sup>2</sup> of shade. The quad canopy configuration maximizes the shade and usable space below with a single mast pole in the centre. Each canopy operates individually with a 'zero effort' gas strut opening and closing system. Guttering options are available to connect the individual canvases together to increase the shade area and divert rain away.





## Galaxy Dual features



### Premium marine-grade materials and engineering

Built for marine environments, the stainless steel gas strut and marine-grade acrylic canvas canopy ensures this umbrella will last in even the toughest and most exposed locations.



### Constructed for high wind-rating

With high wind ratings up to 50km per hour, every component in the Galaxy umbrella has been carefully engineered to be strong and durable.



### Single mast, dual or quad canopy design

The Galaxy Dual and Galaxy Quad both utilise a single mast cantilever configuration, this keeps the mast off to one side and allows for full unobstructed use of the shaded area.



### Zero effort opening and closing

Gas strut assisted opening and closing with an easy push/pull mechanism makes the Galaxy umbrella extremely simple and easy to operate.



### Powder-coated aluminium frame


The powder-coated aluminium frame ensures durability and corrosion resistance, while providing a sleek finish. Perfect for outdoor use.

## Installation options & accessories



### Deck installation kit

Set of bolts required for deck installation.



### Concrete patio installation kit

Set of concrete screws required for installation.



### In-ground installation fitting

For installation into a patio or the ground.



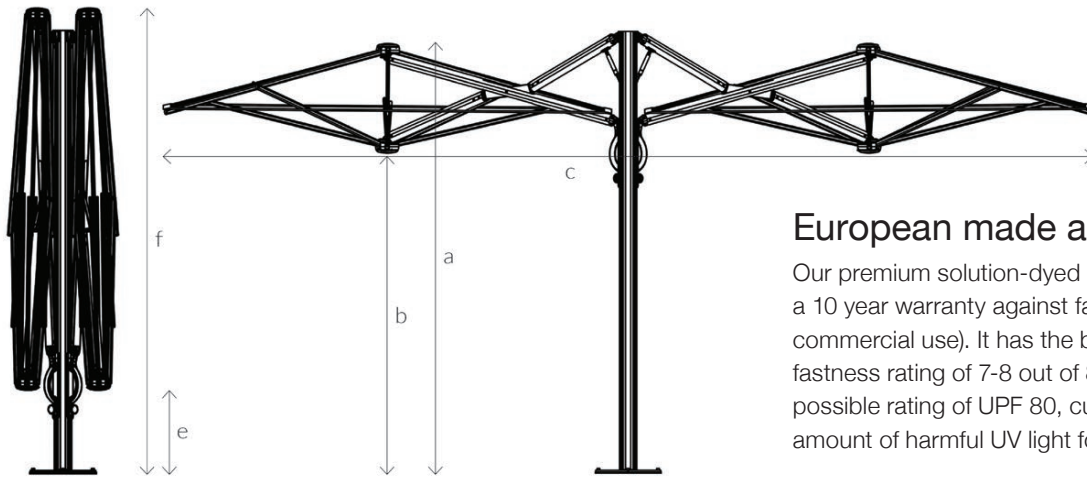
### Canopy gutters

This clever feature increases the shade area and diverts rain away. Velcro is sewn into the canopy edges to attach to the guttering.



### Cover bag

Will double the life of your umbrella fabric.



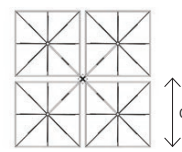
## European made acrylic canvas

Our premium solution-dyed acrylic canvas comes with a 10 year warranty against fading (5 year warranty for commercial use). It has the best available colour fastness rating of 7-8 out of 8<sup>3</sup>. It also has the highest possible rating of UPF 80, cutting out the maximum amount of harmful UV light for excellent sun protection.

## Specifications & technical information



Galaxy Dual



Galaxy Quad

### Dimensions of open umbrella

a: Total height to top of canopy (cm)	282	282
b: Height to bottom hub (cm)	205	205
c: Total width of umbrella (cm)	595	595
d: Depth from spigot to canopy edge (cm)	302	302
Canopy shade area (m2)	16.5	33

### Dimensions of closed umbrella

e: Distance from hub bottom to ground (cm)	64	64
f: Maximum height when closed (cm)	312	312

### Wind rating guide

Installed wind rating <sup>2</sup>	50kph	40kph
------------------------------------	-------	-------

<sup>1</sup>Measured from point to point. All measurements are rounded and are subject to change.

<sup>2</sup>Wind damage is not covered by the warranty.


<sup>3</sup>Colours with red colour pigmentation (red, orange, yellow etc) will have lower colour fastness than other colours and will show some fading earlier.

## Fabric colours (Fabric colours may vary slightly from printed swatches shown).


### Most Popular



### Standard Colours



### Designer Range





**SHADE7**  
premium outdoor living



**Shade7 showroom/factory:**

1096 Great South Rd, Mt Wellington, Auckland 1060, NZ  
+64 (0) 9 570 1112 / [sales@shade7.co.nz](mailto:sales@shade7.co.nz) / [www.shade7.co.nz](http://www.shade7.co.nz)