

# Alfresco

Commercial-grade strength, beautifully refined design



**SHADE7**  
premium outdoor living



A beautifully engineered, large-scale umbrella, purpose-built to perform in demanding environments while operating with remarkable ease.



The Alfresco's advanced telescopic design lifts the canopy high above table height, ensuring effortless use in busy hospitality settings. Constructed with a heavy-duty 50mm aluminium pole and reinforced arms, it delivers exceptional durability in exposed conditions. The simple push-up and locking handle system removes the need for ropes or pulleys, offering a clean, low-maintenance solution. Designed and developed in New Zealand, the Alfresco is ideal for both residential and commercial settings providing fantastic shade capability with a refined aesthetic appeal.



## Alfresco advantages

- European made acrylic canvas fabric with 10 year warranty\*
- 5 year back-to-base warranty on the frame\*
- Designed and developed in New Zealand
- Innovative telescopic design opens well above tables
- No pulleys, winder, or mechanisms to operate the umbrella
- Simply push the umbrella up and secure with the locking handle
- Heavy-duty 3mm thick, 50mm diameter aluminium pole
- Designed to withstand the toughest environments



\*3yr warranty for commercial use



\*5yr warranty for commercial use

## Alfresco features




### Strength & quality components

Crafted for commercial-grade performance, the Alfresco features virtually unbreakable D-Max 35x20mm marine-grade anodised aluminium arms paired with a reinforced 50mm pole. Every component is engineered for durability, stability, and long-term resilience in demanding outdoor environments.



### Innovative simplicity

The Alfresco's intelligent counter-balanced design allows the umbrella to glide effortlessly open and closed with a simple push or pull. A streamlined locking handle secures the canopy in place, eliminating the need for ropes, pulleys, pins, or winders. The result is a clean, intuitive system that enhances both usability and aesthetics.



### Exceptional strength

Engineered to perform where lesser umbrellas fail, the Alfresco incorporates a robust three-hub system delivering outstanding structural integrity. When installed it is rated to withstand winds of up to 60 kph\*, offering confidence and reliability in exposed conditions.



### Classy, minimalist design

Defined by refined lines, understated detailing, and concealed fixings, the Alfresco presents a modern, minimalist aesthetic. Its clean, elegant profile complements any architectural style, bringing a sense of sophistication to residential and commercial outdoor spaces.

## Optional accessories



### Round stackable galvanised base

The galvanised base with integrated spigot weighs 25kg and pairs with additional 25kg concrete-filled weights that lock securely together. This modular system allows the Alfresco to begin at 75kg and increase to 100kg, 125kg, or 150kg as needed, ensuring tailored stability for varying wind exposure and site conditions.



### Clip-on LED smart light

USB rechargeable LED light featuring motion and ambient light sensors. Ideal for evening dining and outdoor entertaining.



### Cover bag

Highly recommended and easy to use. Will double the life of your umbrella fabric.

## Installation options

Installing your umbrella is the best option for windy or commercial environments. Installation fittings look great and your umbrella will not be able to blow over in the wind. Choose between our deck and concrete patio installation kits, or removable in-ground fittings.



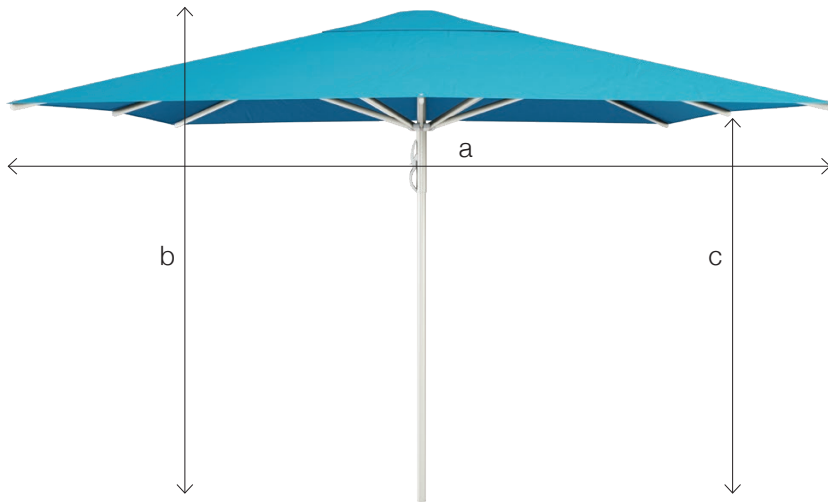
### Removable in-ground fitting

For installation in ground. Pipe fitting can be easily removed leaving behind only the flush ground fitting.



### Installation kits

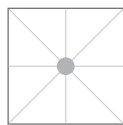
A base plate is securely bolted to your timber deck or concrete patio. The removable spigot then easily fixes to the base plate.



## European made acrylic canvas

Our premium solution-dyed acrylic canvas is made in Europe and comes with a 10 year warranty and the highest available colour fastness rating of 7-8 out of 8<sup>3</sup>. It also has the maximum possible UV protection rating of UPF 80, providing excellent sun protection.

## Specifications & technical information



3.5m Square

### Dimensions of open umbrella

a: Width of canopy (cm)	350 x 350
b: Height to top of umbrella (cm)	280
c: Canopy edge height (cm)	220
Canopy shade area (m <sup>2</sup> )	12.20

### Dimensions of closed umbrella

Height (cm)	360
Closed ground clearance (cm)	110
Closes above tables?	Yes

### Wind rating guide<sup>2</sup>

Installation kit or In-ground fitting	60kph
75kg Freestanding base	35kph
100kg Freestanding base	40kph
125kg Freestanding base	45kph
150kg Freestanding base	50kph

<sup>1</sup>Measured from point to point. All measurements are rounded and are subject to change.

<sup>2</sup>Wind damage is not covered by the warranty.

<sup>3</sup>Colours with red colour pigmentation (red, orange, yellow etc) will have lower colour fastness than other colours and will show some fading earlier.

## Fabric colours

(Fabric colours may vary slightly from printed swatches shown).

### Most Popular



OFF WHITE

CHARCOAL

BLACK

DARK GREY

CAPTAIN NAVY


NAVY BLUE

ROYAL BLUE

LIGHT BLUE

TURQUOISE

### Standard Colours



PISTACHIO

FOREST GREEN

RED

ORANGE

YELLOW


TAUPE

CADET GREY

LINEN

BLACK/WHITE STRIPE

### Designer Range



COAL

ASH

SAND

SALT

### Shade7 showroom/factory:

1096 Great South Rd, Mt Wellington, Auckland 1060, NZ  
+64 (0) 9 570 1112 / sales@shade7.co.nz / www.shade7.co.nz